



# Nonprofit Security Grant Program – Completing an NSGP Application

Chris Burd  
NSGP Program Manager



# AGENDA

- NSGP Grant Overview/Recap
- Choosing Projects & Allowable Costs
- Completing the NSGP Investment Justification



# What is the Nonprofit Security Grant Program?

The Nonprofit Security Grant Program (NSGP) provides funding for physical and cybersecurity enhancements and other security-related activities to (eligible) **nonprofit organizations that are at high risk of a terrorist or other extremist attack**. The NSGP also seeks to integrate the preparedness activities of nonprofit organizations with broader state and local preparedness efforts.

***All NSGP activities must be linked to enhancing the security and safety at the physical site of the nonprofit organization.***



# NONPROFIT SECURITY GRANT PROGRAM

Who is it for?	What does it do?	What project types can NSGP funding be used for?
Awarded annually to eligible <b><u>nonprofits</u></b> with an overall grant performance period of 36 months.*	Provides funding support for security-related and physical security enhancements to nonprofit organizations that are at risk of terrorism or domestic violent extremism.	Facility target hardening, contracted security personnel, security training, security planning and security exercises, and limited cybersecurity.
*All selected NSGP applications will receive a standard 24-month agreement from the Washington Military Department.		



# ELIGIBILITY

1. Eligible nonprofit organizations are those organizations that are described under section 501(c)(3) of the Internal Revenue Code of 1986 (IRC) and exempt from tax under section 501(a) of such code.\*

AND

2. Ability to demonstrate, through the application, that the organization is at HIGH RISK of a terrorist attack or other extremist attack.

*\*Note: The Internal Revenue Service (IRS) does not require certain organizations such as churches, mosques, and synagogues to apply for and receive a recognition of exemption under section 501(c)(3) of the IRC. Such organizations are automatically exempt if they meet the requirements of section 501(c)(3). These organizations are not required to provide recognition of exemption.*

Examples of Eligible Nonprofits	Examples of Ineligible Nonprofits
Faith-based organizations (churches, synagogues, mosques, or other faith-based facilities)	Nonprofits that operate government owned buildings/facilities
Nonprofit healthcare facilities, private schools	Nonprofit foundations of state/public universities
Other nonprofits (community centers, museums, etc.)	Public schools



# DOMESTIC VIOLENCE EXTREMISM (DVE)

Racially or Ethnically Motivated Violent Extremists	Other Domestic Terrorism Threats
<p>DVEs with ideological agendas derived from bias, often related to race or ethnicity—held by the actor against others—including a given population group.</p>	<p>DVEs with ideological agendas that are not otherwise defined under one of the other domestic terrorism threat categories.</p> <p>Motivations may include a combination of personal grievances and beliefs with a potential bias to religion, gender, or sexual orientation.</p>



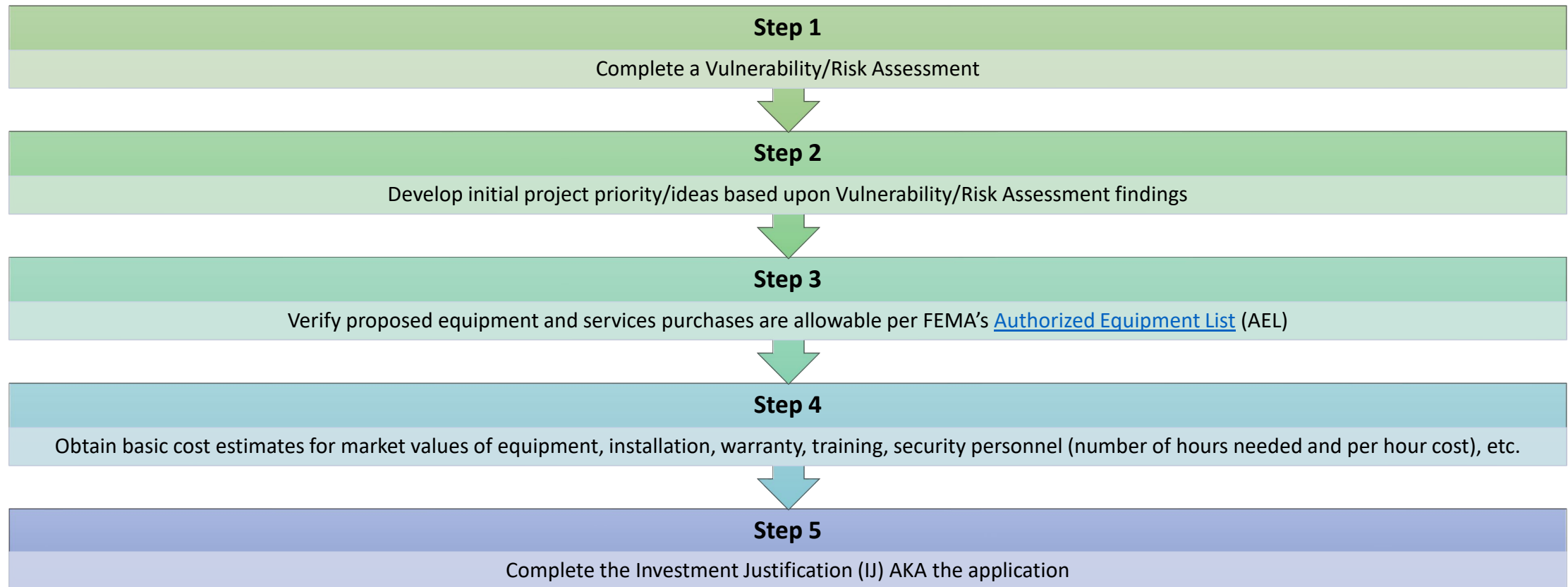
# FUNDING CATEGORIES

NSGP – Urban Area (UA)	NSGP – State
Organizations with facilities located within a UASI-designated high-risk urban area.	Organizations with facilities located outside of a UASI-designated high-risk urban area.
Any facility within <b>King, Pierce, and Snohomish</b> counties.	Facilities in all other Washington counties.
Applications compete against all NSGP-UA applications nationally.	Applications compete among other NSGP-S applications within Washington State.





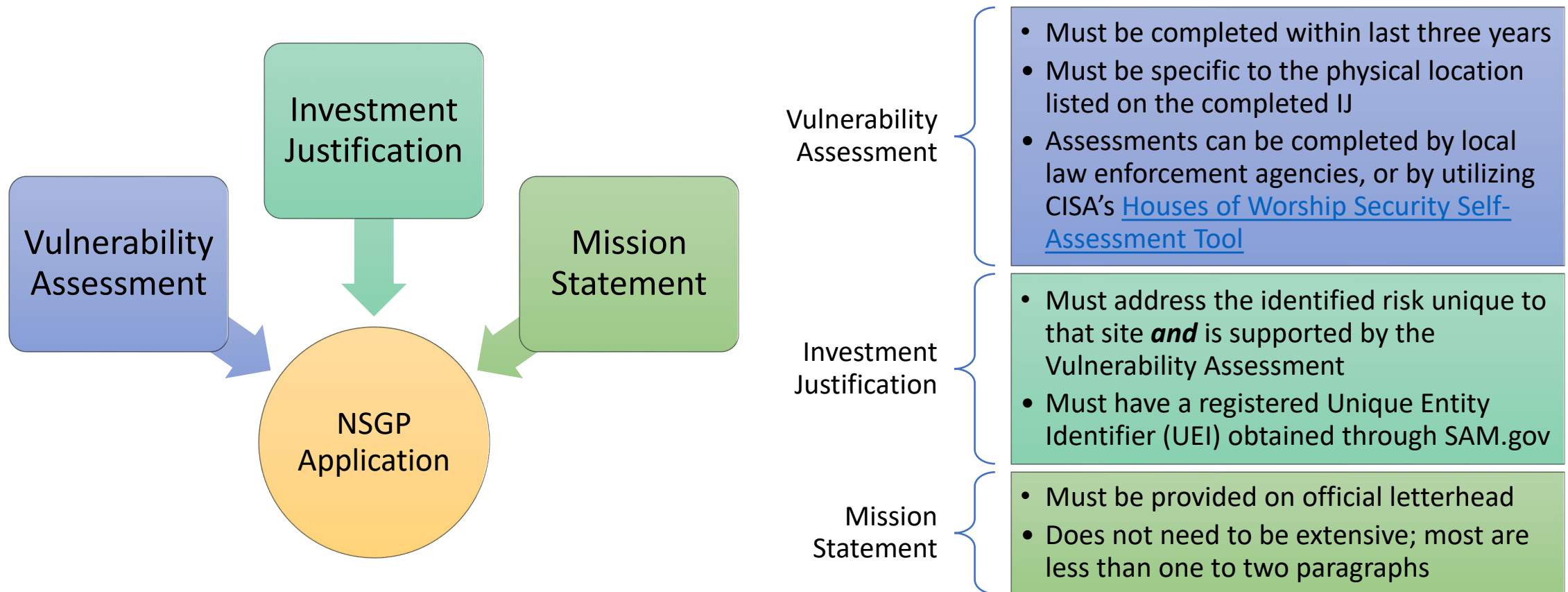
# PREPARING TO APPLY





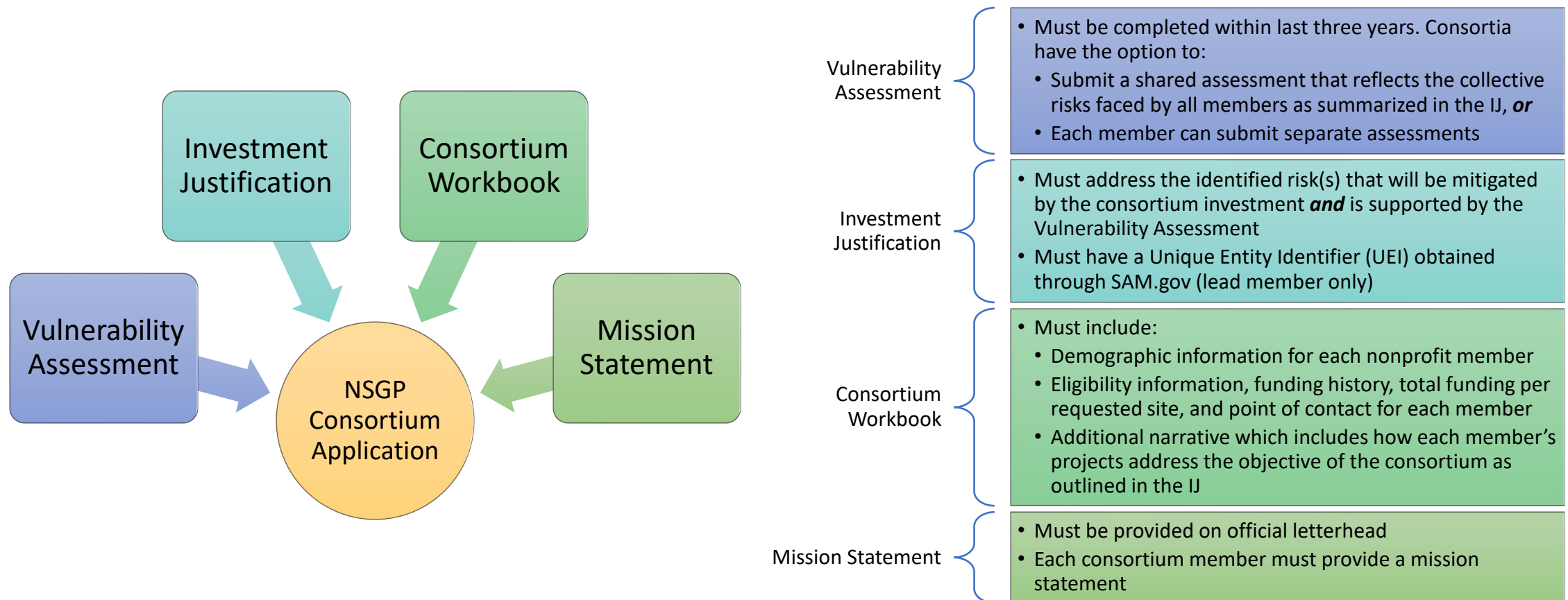


# APPLICATION COMPONENTS – INDIVIDUAL





# APPLICATION COMPONENTS – CONSORTIUM





# CONSORTIUM WORKBOOK

**CONSORTIA ONLY!!!** The NSGP-NSS Consortium Workbook must be submitted with **all** consortia applications and must include the projects for each consortium member. Please ensure to fill in the required information in each tab.

Lead Organization Name	List the full legal name of the lead organization applying for funding
Number of Nonprofit Organizations in the Consortium	Automatically calculated based on the number of organizations added to the Nonprofit Organizations Details tab. <b>Includes the lead organization in the total.</b>
Lead Organization Funding Amount Requested	Provide the amount of federal funding requested by the lead nonprofit organization for their location
Total Funding Amount Requested	Automatically calculated based on the lead organization funding amount and any funding amounts added to the federal funding requested column in the Nonprofit Organization Details Tab. <b>If the cell turns red, the amount requested is above the maximum total consortium request limit of \$1,000,000.</b>
Please ensure that all organizations within the consortium are eligible. For more information on eligibility requirements for NSGP-NSS, please see the NOFO	
Organization Name	List the full legal name of all organizations participating in the consortium
Organization Address (Street Address, City, State, Zip Code)	Provide the complete physical address of the building that houses each participating organization. This should include the street address ( <b>not a PO Box</b> ), City, State, and Zip Code
Organization Point of Contact Name	List the name of the point of contact for each nonprofit organization
Organization Point of Contact Phone Number	List the phone number of the point of contact for each nonprofit organization



# CHOOSING PROJECTS FOR AN APPLICATION

- All projects prioritized for funding must be identified as a finding in the completed vulnerability assessment, and
- Equipment must be allowable to be funded by NSGP according to FEMA's Authorized Equipment List (AEL)

**Links and spreadsheets for FEMA's AEL can be found on our NSGP Applicant website.**



# NSGP FUNDING PRIORITIES – FIRST TIER

Priority Areas	Core Capabilities Enhanced	Example Project Types
National Priorities		
Enhancing the Protection of Soft Targets/Crowded Places	<ul style="list-style-type: none"><li>• Planning</li><li>• Operational coordination</li><li>• Public information and warning</li><li>• Intelligence and Information Sharing</li><li>• Interdiction and disruption</li><li>• Screening, search, and detection</li><li>• Access control and identity verification</li><li>• Physical protective measures</li><li>• Risk management for protection programs and activities</li><li>• Cybersecurity</li><li>• Long-term vulnerability reduction</li><li>• Situational assessment</li><li>• Infrastructure systems</li></ul>	<ul style="list-style-type: none"><li>• Private contracted security guards</li><li>• Physical security enhancements<ul style="list-style-type: none"><li>• Closed circuit television (CCTV) security cameras</li><li>• Security screening equipment for people and baggage</li><li>• Access controls<ul style="list-style-type: none"><li>• Fencing, gates, barriers, etc.</li><li>• Card readers, associated hardware/software</li></ul></li></ul></li><li>• Cybersecurity enhancements<ul style="list-style-type: none"><li>• Risk-based cybersecurity planning and training</li><li>• Improving cybersecurity of access control and identify verification systems</li><li>• Improving cybersecurity of security technologies (e.g., CCTV systems)</li><li>• Adoption of cybersecurity performance goals (<a href="#">Cross-Sector Cybersecurity Performance Goals   CISA</a>)</li></ul></li></ul>



# NSGP FUNDING PRIORITIES – SECOND TIER

Priority Areas	Core Capabilities Enhanced	Example Project Types
Enduring Needs		
Planning	<ul style="list-style-type: none"><li>• Planning</li><li>• Risk management for protection programs and activities</li><li>• Risk and disaster resilience assessment</li><li>• Threats and hazards identification</li><li>• Operational coordination</li></ul>	<ul style="list-style-type: none"><li>• Conduct or enhancement of security risk assessments</li><li>• Development of:<ul style="list-style-type: none"><li>• Security plans and protocols</li><li>• Emergency/contingency plans</li><li>• Evacuation/shelter in place plans</li></ul></li></ul>
Training & Awareness	<ul style="list-style-type: none"><li>• Long-term vulnerability reduction</li><li>• Public information and warning</li></ul>	<ul style="list-style-type: none"><li>• Active shooter training, including integrating the needs of persons with disabilities</li><li>• Security training for employees</li><li>• Public awareness/preparedness campaigns</li></ul>
Exercises	<ul style="list-style-type: none"><li>• Long-term vulnerability reduction</li></ul>	<ul style="list-style-type: none"><li>• Response exercises</li></ul>



# ALLOWABLE COSTS - EQUIPMENT

Funding can be used for the acquisition and installation of security equipment on real property (including buildings and improvements) owned or leased by the nonprofit organization, specifically in prevention of and/or protection against the risk of a terrorist or other extremist attack.

This equipment is limited to select items on FEMA's Authorized Equipment List (AEL).

Allowable Equipment Costs/Activities Examples*	Unallowable Equipment Activities/Costs
✓ Closed circuit security cameras	✗ Weapons, firearms
✓ Barriers, bollards, fencing	✗ Landscaping
✓ Impact resistant doors, windows	✗ Facial recognition software
✓ Alarm/monitoring systems and sensors	✗ License plate readers
✓ Cybersecurity system software and upgrades**	✗ Vehicles

*\*The list shown above is not exhaustive and only provides examples of equipment costs and activities allowable for purchase using NSGP.*

*\*\*Start up costs for software and security subscriptions are allowable. Software subscriptions must be new purchases and must fall within the performance period of the NSGP-NSS agreement (9/1/2025 – 8/31/2027).*



# ALLOWABLE COSTS - EQUIPMENT

## Plan Ahead Now!!!

- FEMA requires an approved Environmental Historical Preservation (EHP) review for all equipment purchased using NSGP funds that will be permanently installed to a property/building.
- You will be required to complete an EHP packet should your application be selected for NSGP funding.

### Permanent installation includes these activities\*

- ✓ Digging, trenching, emplacement of electrical/network wiring and conduit
- ✓ Drilling, use of bolts and screws for attachment to walls, ceilings, floors
- ✓ Impact resistant film upgrades, replacement of doors and windows
- ✓ Removal of drywall

*\*The list shown above is not exhaustive and only provides examples of the types of installation that will require EHP approval.*





# ALLOWABLE COSTS - PLANNING

Funding may be used for security or emergency planning expenses and the materials required to conduct planning activities.

- Planning efforts can also include conducting risk and resilience assessments on increasingly connected cyber and physical systems, on which security depends, using the [Resilience Planning Program | CISA](#) and related CISA resources. Examples of planning activities allowable under this program include:

Allowable Costs/Activities	
✓ Development of security plans and protocols	✓ Evacuation/Shelter-in-place plans
✓ Development or further strengthening of security assessments	
✓ Emergency contingency plans	

*Planning must be related to the protection of the facility and the people within the facility and should include consideration of access and functional needs as well as those with limited English proficiency.*



# ALLOWABLE COSTS - EXERCISES

Funding may be used to conduct security-related exercises.

Allowable Exercises Costs/Activities	
✓ Active Shooter Drills	✓ Meeting space costs
✓ Emergency Response/Evacuation Drills	✓ Facilitator(s)/facilitation costs
✓ Lockdown/Shelter-In-Place Drills	✓ Materials, supplies, and documentation costs
✓ Exercise planning	

*Exercises afford organizations the opportunity to validate plans and procedures, evaluate capabilities, and assess progress toward meeting capability targets in a controlled, low risk setting.*

*All shortcomings or gaps—including those identified for children and individuals with access and functional needs—should be identified in an improvement plan. Improvement plans should be dynamic documents with corrective actions continually monitored and implemented as part of improving preparedness through the exercise cycle.*



# ALLOWABLE COSTS - TRAINING

NSGP can be used to pay for registration, materials, supplies and facilitator fees for training activities.

Allowable training topics are limited to the protection of critical infrastructure key resources, including:

Allowable Training Costs/Activities	Unallowable Training Activities/Costs
✓ Community Emergency Response Team (CERT) Training	✗ Weapons/Firearms Training
✓ Anti-Terrorism Prevention Training	✗ Travel, per diem, overtime, and backfill costs
✓ Active Shooter Training	
✓ Stop the Bleed Training/Kits/Equipment	
✓ First Aid Training	
✓ Automatic External Defibrillator (AED) Training	
✓ Basic Life Support (CPR) Training/Kits/Equipment	
✓ Training registration	



# ALLOWABLE COSTS – PERSONNEL

Nonprofits may include up to 50% of the total requested funds toward Personnel costs.



*\*Cumulative total of Contracted Security Personnel and Management & Administrative costs.*

***These activities must be included at the time of application and cannot be requested after approval of the IJ.***



# ALLOWABLE COSTS – PERSONNEL

Applicants may request up to 50% of the total funding amount toward Personnel costs.

Requested Funding Amount	Personnel Cost Cap (50% max) = Contracted Security + M&A	M&A Cost Cap* (5% max)
\$200,000	\$100,000	\$10,000

*\*If your organization requests the maximum 5% percent for M&A costs, you may only commit the remaining 45% toward security personnel costs.*

***These activities must be included at the time of application and cannot be requested after approval of the IJ.***



# ALLOWABLE COSTS – PERSONNEL CONTRACTED SECURITY

Applicants may request up to 50% of the total funding amount for Contracted Security.

Allowable Personnel Costs/Activities	Unallowable Personnel Activities/Costs
✓ Contracted Security Personnel	✗ Direct hiring of public safety personnel
	✗ Purchase of equipment for contracted security personnel

*Contracts for security personnel must be obtained through a documented competitive procurement process.*



# ALLOWABLE COSTS – PERSONNEL MANAGEMENT & ADMINISTRATION (M&A)

Activities directly related to the management and administration of the project.

- Up to 5% of the total funding request

Allowable M&A Costs/Activities	Unallowable M&A Activities/Costs
✓ Management of NSGP funds	✗ Management of non-NSGP equipment/assets
✓ Design requirements and implementation of projects	✗ Salaries & Benefits
✓ Regulatory compliance (progress reports, NSGP program requirements)	✗ Travel, per diem, overtime, and backfill
✓ Environmental Historical Preservation (EHP) applications	✗ Pre-award costs (risk assessments, application development)
✓ Obtaining bids/quotes and coordinating projects	

\*Preparation of future NSGP applications are not allowable M&A activities.



# ALLOWABLE COSTS – PERSONNEL MANAGEMENT & ADMINISTRATION (M&A)

## For Consortia Only












- Consortia may request up to 5% for each subaward
- If the applicant is receiving more than one subaward, they must account for M&A costs for each separate subaward





# UNALLOWABLE COSTS

**STOP!!!** The following activities cannot be funded with NSGP:

Unallowable Costs/Activities	
 Organizational operating costs	 Initiatives that study technology development
 Development of risk or vulnerability assessments	 Proof-of-concept initiatives
 Salaries, Benefits & Overtime	 Pre-award costs (grant writer fees/application development)
 License plate reader (LPR) systems	 Sexual predator screening databases
 Facial recognition software	
 Knox boxes	
 Firearms/weapons and related training	



# OBTAIN PROJECT ESTIMATES

Once the projects are identified and prioritized and determined to be allowable for funding, begin obtaining basic cost estimates for your application.

**DO NOT submit copies of these estimates with your application.**

From here begin completing the Investment Justification.



# INVESTMENT JUSTIFICATION (IJ)

Fill out the Investment Justification (IJ) form. Successful applications are those that:

- Clearly communicate threats faced from either terrorism or domestic violent extremism
- Request funding for projects that are directly supported by a recently completed vulnerability assessment
- Request projects that are feasible and reasonable to be completed within the open period of a NSGP passthrough grant agreement

**A new IJ form is released for each funding opportunity. Please visit our website after the release of the NSGP NOFO to download a copy.**

**DO NOT submit a prior-year version of the IJ with your application.**



# COMPLETING THE INVESTMENT JUSTIFICATION

DEPARTMENT OF HOMELAND SECURITY  
Federal Emergency Management Agency

## NONPROFIT SECURITY GRANT PROGRAM - NATIONAL SECURITY SUPPLEMENTAL INVESTMENT JUSTIFICATION

As part of the Nonprofit Security Grant Program National Security Supplemental (NSGP-NSS) application, eligible 501(c)(3) organizations must develop a formal Investment Justification (IJ) that addresses each initiative proposed for funding. For consortium applicants, only the lead organization must complete an IJ. Lead consortium organizations must also submit the Consortium Workbook. These IJs must demonstrate how proposed projects address gaps and deficiencies in current programs and capabilities. Additionally, the IJ must demonstrate the ability to provide enhancements consistent with the purpose of the program and guidance provided by the Federal Emergency Management Agency (FEMA). Nonprofit subapplicants must ensure that the IJ is consistent with all applicable requirements outlined below. Each IJ must be for one facility/location.

FEMA has developed guidelines that establish the required IJ content and helps ensure that submissions are organized in a consistent manner while addressing key data requirements. This form (Office of Management and Budget [OMB] Number 1660-011/ FEMA Form Number FF-207-FY-21-115) may be used by nonprofit subapplicants to complete and submit their IJ. Failure to address these data elements in the prescribed format could potentially result in the rejection of the IJ from review consideration.

Nonprofit subapplicants must use the following naming convention when submitting required documents for the NSGP-NSS-UA: "NSGP-NSS\_UA\_<State Abbreviation>\_<Urban Area>\_<Nonprofit Name>"; and NSGP-NSS-S: "NSGP-NSS\_S\_<State Abbreviation>\_<Nonprofit Name>"

Consortium applications must use the following conventions for the NSGP-NSS-UA: "NSGP-NSS\_UA\_C\_<State Abbreviation>\_<Urban Area>\_<Consortium Lead Name>"; and NSGP-NSS-S: "NSGP-NSS\_S\_C\_<State Abbreviation>\_<Consortium Lead Name>"

Applications should be submitted by the nonprofit organization to the State Administrative Agency (SAA) as a completed fillable Adobe file. Scanned copies will not be accepted. Nonprofit subapplicants should contact their respective SAA to get information on the application deadline and other SAA requirements. If an extension to the deadline is required, nonprofit organizations must consult with their respective SAA.



# WHY IS THE IJ IMPORTANT

- The IJ is the main application form for NSGP
- Provides a synopsis of the threats, incidents, and vulnerabilities facing a nonprofit organization as well as the significance of the nonprofit to the local community and the organization's current contribution to the broader state and local emergency preparedness
- Informs FEMA of the overall intent of the proposed projects, the general project costs, funding requested, allowability for the projects to be funded with NSGP, and the feasibility to complete the projects within the performance period of the grant

DEPARTMENT OF HOMELAND SECURITY  
Federal Emergency Management Agency

**NONPROFIT SECURITY GRANT PROGRAM -  
NATIONAL SECURITY SUPPLEMENTAL INVESTMENT JUSTIFICATION**

As part of the Nonprofit Security Grant Program National Security Supplemental (NSGP-NSS) application, eligible 501(c)(3) organizations must develop a formal Investment Justification (IJ) that addresses each initiative proposed for funding. For consortium applicants, only the lead organization must complete an IJ. Lead consortium organizations must also submit the Consortium Workbook. These IJs must demonstrate how proposed projects address gaps and deficiencies in current programs and capabilities. Additionally, the IJ must demonstrate the ability to provide enhancements consistent with the purpose of the program and guidance provided by the Federal Emergency Management Agency (FEMA). Nonprofit subapplicants must ensure that the IJ is consistent with all applicable requirements outlined below. Each IJ must be for one facility/location.

FEMA has developed guidelines that establish the required IJ content and helps ensure that submissions are organized in a consistent manner while addressing key data requirements. This form (Office of Management and Budget [OMB] Number 1660-0117, FEMA Form Number FF-207-FY-21-115) may be used by nonprofit subapplicants to complete and submit their IJ. Failure to address these data elements in the prescribed format could potentially result in the rejection of the IJ from review consideration.

Nonprofit subapplicants must use the following naming convention when submitting required documents for the NSGP-NSS-UA: "NSGP-NSS-UA\_<State Abbreviation>\_<Urban Area>\_<Nonprofit Name>," and NSGP-NSS-S: "NSGP-NSS-S\_<State Abbreviation>\_<Nonprofit Name>."

Consortium applications must use the following conventions for the NSGP-NSS-UA: "NSGP-NSS-UA\_C\_<State Abbreviation>\_<Urban Area>\_<Consortium Lead Name>," and NSGP-NSS-S: "NSGP-NSS-S\_C\_<State Abbreviation>\_<Consortium Lead Name>."

Applications should be submitted by the nonprofit organization to the State Administrative Agency (SAA) as a completed fillable Adobe file. Scanned copies will not be accepted. Nonprofit subapplicants should contact their respective SAA to get information on the application deadline and other SAA requirements. If an extension to the deadline is required, nonprofit organizations must consult with their respective SAA.

**PAPERWORK REDUCTION ACT STATEMENT**

Public reporting burden for this form is estimated to average 84 hours per response. The burden estimate includes the time for reviewing instructions, searching existing data sources, gathering and maintaining the data needed, and completing and reviewing the form. This collection of information is required to obtain or retain benefits. You are not required to respond to this collection of information unless a valid OMB control number is displayed in the upper right corner of this form. Send comments regarding the accuracy of the burden estimate and any suggestions for reducing the burden to: Information Collections Management, Department of Homeland Security, Federal Emergency Management Agency, 500 C Street, SW., Washington, DC 20472-3100, Paperwork Reduction Project (1660-0110) NOTE: Do not send your completed form to this address.

**PRIVACY ACT STATEMENT**

**AUTHORITY:** The Homeland Security Act of 2002, as amended by Title I of the Implementing Recommendations of the 911 Commission Act of 2007, 6 U.S.C. §§ 605 and 606.

**PRINCIPAL PURPOSE(S):** This information is being collected for the primary purpose of facilitating correspondence between the grant applicant and the Department of Homeland Security and for determining eligibility and administration of FEMA Preparedness Grant Programs, specifically, the Nonprofit Security Grant Program.

**ROUTINE USE(S):** The information on this form may be disclosed as generally permitted under 5 U.S.C. § 552a(b) of the Privacy Act of 1974, as amended. This includes using this information as necessary and authorized by the routine uses published in DHS/FEMA - 004 Grants Management Information Files System of Records, 74 FR 39,705 (August 7, 2009), and upon written request, by agreement, or as required by law.

**DISCLOSURE:** The disclosure of information on this form is voluntary; however, failure to provide the information requested may delay or prevent the organization from receiving grant funding.

**PART I. NONPROFIT ORGANIZATION SUBAPPLICANT INFORMATION**

Identify the following:

LEGAL NAME OF THE ORGANIZATION  
Washington Nonprofit Organization

Please list the physical address of the facility.

STREET	1234 Main Parkway Drive		
CITY	STATE	ZIP CODE	COUNTY
Seattle	WA	98001	King

One investment justification per facility or per consortium application.



# HOW IS THE IJ SCORED

- **8 total parts; 7 scored parts**
  - Applicant Information (not scored)
  - Background Information, 5 pts.
  - Risk, 15 pts.
  - Facility Hardening, 9 pts.
  - Milestones, 5 pts.
  - Project Management, 2 pts.
  - Impact, 4 pts.
- **Applications are scored by the Urban Area and State scoring review panels according to the NSGP Scoring Matrix**
  - Each reviewer can award a maximum of 40 possible points to an application
- **Bonus points are awarded by FEMA to nonprofits that meet specific criteria**

DEPARTMENT OF HOMELAND SECURITY  
Federal Emergency Management Agency

**NONPROFIT SECURITY GRANT PROGRAM -  
NATIONAL SECURITY SUPPLEMENTAL INVESTMENT JUSTIFICATION**

As part of the Nonprofit Security Grant Program National Security Supplemental (NSGP-NSS) application, eligible 501(c)(3) organizations must develop a formal Investment Justification (IJ) that addresses each initiative proposed for funding. For consortium applicants, only the lead organization must complete an IJ. Lead consortium organizations must also submit the Consortium Workbook. These IJs must demonstrate how proposed projects address gaps and deficiencies in current programs and capabilities. Additionally, the IJ must demonstrate the ability to provide enhancements consistent with the purpose of the program and guidance provided by the Federal Emergency Management Agency (FEMA). Nonprofit subapplicants must ensure that the IJ is consistent with all applicable requirements outlined below. Each IJ must be for one facility/location.

FEMA has developed guidelines that establish the required IJ content and helps ensure that submissions are organized in a consistent manner while addressing key data requirements. This form (Office of Management and Budget [OMB] Number 1660-0117, FEMA Form Number FF-207-FY-21-115) may be used by nonprofit subapplicants to complete and submit their IJ. Failure to address these data elements in the prescribed format could potentially result in the rejection of the IJ from review consideration.

Nonprofit subapplicants must use the following naming convention when submitting required documents for the NSGP-NSS-UA: "NSGP-NSS-UA\_<State Abbreviation>\_<Urban Area>\_<Nonprofit Name>"; and NSGP-NSS-S: "NSGP-NSS-S\_<State Abbreviation>\_<Nonprofit Name>".

Consortium applications must use the following conventions for the NSGP-NSS-UA: "NSGP-NSS-UA\_C\_<State Abbreviation>\_<Urban Area>\_<Consortium Lead Name>"; and NSGP-NSS-S: "NSGP-NSS-S\_C\_<State Abbreviation>\_<Consortium Lead Name>".

Applications should be submitted by the nonprofit organization to the State Administrative Agency (SAA) as a completed fillable Adobe file. Scanned copies will not be accepted. Nonprofit subapplicants should contact their respective SAA to get information on the application deadline and other SAA requirements. If an extension to the deadline is required, nonprofit organizations must consult with their respective SAA.

**PAPERWORK REDUCTION ACT STATEMENT**

Public reporting burden for this form is estimated to average 84 hours per response. The burden estimate includes the time for reviewing instructions, searching existing data sources, gathering and maintaining the data needed, and completing and reviewing the form. This collection of information is required to obtain or retain benefits. You are not required to respond to this collection of information unless a valid OMB control number is displayed in the upper right corner of this form. Send comments regarding the accuracy of the burden estimate and any suggestions for reducing the burden to: Information Collections Management, Department of Homeland Security, Federal Emergency Management Agency, 500 C Street, SW., Washington, DC 20472-3100, Paperwork Reduction Project (1660-0110) NOTE: Do not send your completed form to this address.

**PRIVACY ACT STATEMENT**

**AUTHORITY:** The Homeland Security Act of 2002, as amended by Title I of the Implementing Recommendations of the 9/11 Commission Act of 2007, 6 U.S.C. §§ 605 and 606.

**PRINCIPAL PURPOSE(S):** This information is being collected for the primary purpose of facilitating correspondence between the grant applicant and the Department of Homeland Security and for determining eligibility and administration of FEMA Preparedness Grant Programs, specifically, the Nonprofit Security Grant Program.

**ROUTINE USE(S):** The information on this form may be disclosed as generally permitted under 5 U.S.C. § 552a(b) of the Privacy Act of 1974, as amended. This includes using this information as necessary and authorized by the routine uses published in DHS/FEMA - 004 Grants Management Information Files System of Records, 74 FR 39,705 (August 7, 2009), and upon written request, by agreement, or as required by law.

**DISCLOSURE:** The disclosure of information on this form is voluntary; however, failure to provide the information requested may delay or prevent the organization from receiving grant funding.

**PART I. NONPROFIT ORGANIZATION SUBAPPLICANT INFORMATION**

Identify the following:

LEGAL NAME OF THE ORGANIZATION  
Washington Nonprofit Organization

Please list the physical address of the facility.

STREET 1234 Main Parkway Drive	STATE WA	ZIP CODE 98001	COUNTY King
CITY Seattle			

One investment justification per facility or per consortium application.





# EVALUATION CRITERIA

- Completeness of information
- Adherence to programmatic guidelines (Are the projects and activities allowable? Does equipment align with AEL descriptions?)
- Feasibility (Is it possible?)
- Was the risk well identified? (Does it match the Risk Assessment?)
- Identification of prior threats or attacks (homegrown or international) by a terrorist organization, network, or cell against the applicant based on their ideology, beliefs, or mission
- Symbolic value of the site(s) as a highly recognized regional and/or national or historical institution(s) that renders the site a possible target of terrorism
- Role of the applicant nonprofit organization in responding to terrorist attacks
- Integration of preparedness with broader state and local preparedness efforts (Is your organization working with community to become better prepared?)
- Build or sustain a core capability identified in the Goal.



# INVESTMENT JUSTIFICATION

## PART I: Application Information

PART I. NONPROFIT ORGANIZATION SUBAPPLICANT INFORMATION				
Identify the following:				
LEGAL NAME OF THE ORGANIZATION				
Washington Nonprofit Organization				
Please list the physical address of the facility. <i>One investment justification per facility or per consortium application.</i>	STREET			
	1234 Main Parkway Drive			
	CITY	STATE	ZIP CODE	COUNTY
	Seattle	WA	98001	King

- Legal Name and Address of the Nonprofit Organization
  - Only one IJ can be submitted for a single physical location or per consortium





# INVESTMENT JUSTIFICATION

## PART I: Application Information

- Select if you own or lease you the building
  - If leasing or renting, do you have the owner's permission to make the proposed enhancements?
- Is the organization actively occupying and functioning out of the location?
  - The building must be occupied at the time of application
- Are you the only nonprofit operating in/from this facility/building?
  - Only one nonprofit can apply per building/facility/physical structure address. Multiple applications from co-located occupants will be deemed ineligible
  - If no, summarize how proposed security enhancements benefit the organization in the free text field

Is this IJ submitted by the lead organization of a consortium? <input type="checkbox"/> Yes <input type="checkbox"/> No	
Note: Please answer Part II through Part VII of this IJ with summary responses that represent the collective of the consortium project(s). Additional space will be provided for further elaboration and narrative justification in the Consortium Workbook.	
Is the building owned, or are you leasing/renting? <input type="text"/>	If leasing or renting, do you have the owner's permission to make the proposed security enhancements? <input type="checkbox"/> Yes <input type="checkbox"/> No
At the time of application, is the organization actively occupying and functioning out of the location listed above? <input type="checkbox"/> Yes <input type="checkbox"/> No	
Are you the only nonprofit operating in/from this facility/building? <input type="checkbox"/> Yes <input type="checkbox"/> No	
<b>Note:</b> Only one nonprofit can apply per building/facility/physical structure/address. However, the request and subsequent security enhancements may benefit nonprofits who cohabitate/operate in/from the same location. Multiple requests for federal assistance from the same physical address/building/facility/structure will all be deemed ineligible.	
If "No," please explain how the proposed security enhancements benefit both you and the other organization(s). <input type="text"/>	



# INVESTMENT JUSTIFICATION

## PART I: Application Information

- Summarize your organization's mission, ideology, and/or beliefs
- Select the primary organization type
  - Ideology-based/Spiritual/Religious
  - Educational
  - Medical
  - Other
  - If "Other" describe in the free text area
- Select the function that best describes the organization
  - House of Worship, Community Center, Social Services, etc.
  - If "Other" describe in the free text area

*Based on your mission statement, please summarize your organization's mission, ideology, and/or beliefs.*

What is the primary organization type? ▼

*If "Other," please describe the type of organization.*

Please select the function that best describes the organization: ▼

Please select the organization's primary affiliation: ▼

*Note: Please select the main religious affiliation that describes your organization. If the organization is a denomination of an affiliation, please select the corresponding affiliation from the drop down menu instead of "Other." If your organization has NO religious affiliation, please select "None/Unaffiliated."*

*If "Other," please describe affiliation.*



# INVESTMENT JUSTIFICATION

## PART I: Application Information

- Is the organization eligible for NSGP?
- Does the organization have a UEI number?
  - The UEI is not required at the time of application, but must be obtained to receive a NSGP pass-through agreement
- Are you located in a UASI designated urban area?
  - Select “Yes” if your facility’s address in anywhere within King, Pierce or Snohomish counties
  - Then, select “Seattle Area” in the dropdown immediately below

<i>Eligible organizations are registered 501(c)(3) nonprofits or otherwise are organizations as described under 501(c)(3) of the Internal Revenue Code (IRC) and tax-exempt under section 501(a) of the IRC. More information on tax-exempt organizations can be found at: <a href="https://www.irs.gov/charities-non-profits/charitable-organizations">https://www.irs.gov/charities-non-profits/charitable-organizations</a>.</i>	
Is the organization eligible under the IRC to receive NSGP-NSS funds?	<input type="checkbox"/> Yes <input type="checkbox"/> No
Does the organization have a Unique Entity ID (UEI) Number?	<input type="checkbox"/> Yes <input type="checkbox"/> No
If “Yes,” please enter the UEI Number for the organization:	<input type="text"/>
<i>Nonprofits do not need to have a valid UEI at the time of application; however, subrecipients must have a valid UEI in order to receive a subaward.</i>	
Are you physically located in a current Urban Area Security Initiative designated urban area?	<input type="checkbox"/> Yes <input type="checkbox"/> No
If “Yes,” select the designated urban area from the list:	<input type="text"/>
Total federal funding requested under the NSGP-NSS (will automatically populate based on entries in Section IV-B)	



# INVESTMENT JUSTIFICATION

## PART II: Background

- Describe the organization's/location's symbolic value as a nation or historic landmark that would make it a target for terrorism or extremist attack. (If applicable)
- If your organization has been involved in a specific event and supported the broader local emergency preparedness effort, select the type of event it was from the dropdown
- Then describe how your organization is actively playing a role in the broader state and local preparedness efforts
  - It's important to use active descriptors in this section

PART II. BACKGROUND INFORMATION (5 POSSIBLE POINTS OUT OF 40)
<p>Please describe (if applicable) this location's symbolic value as a highly recognized national or historic institution/landmark that renders the site as a possible target of terrorism or other extremist attack.</p> <div></div>
<p>Please select (if applicable) the current, ongoing, or recent (last 3 years) event(s) in which your organization has been involved in prevention, protection, response, and/or recovery:</p> <div><div></div></div>
<p>Please describe the organization's role in prevention, protection, response, and/or recovery, specifically highlighting the efforts that demonstrate integration of nonprofit preparedness with broader state and local preparedness efforts.</p> <div></div>



# INVESTMENT JUSTIFICATION

## PART III: Risk

To receive full points, you must provide complete answers to all three categories/sections:

- A) Threat
- B) Vulnerabilities
- C) Potential Consequences

***There is a character limitation of 1,800 characters max – not including spaces, per free text field in this section.***

Select if your organization facing heightened threat resulting from the Israel-Hamas war?  
***Please see slides 50 – 52 for additional details.***

PART III. RISK (15 POSSIBLE POINTS OUT OF 40)
Is your organization facing heightened threat resulting from the Israel-Hamas war? <input type="checkbox"/> Yes <input type="checkbox"/> No
Department of Homeland Security defines risk as the product of three principal variables: Threat, Vulnerability, and Consequence. In the space below, describe the risk(s) faced by your organization specifically in terms of the A) Threats, B) Vulnerabilities, and C) Potential Consequences of an attack.
A) Threat: In considering a threat, please describe the identification and substantiation of specific threats or attacks against the nonprofit organization or a closely related organization, network, or cell. Description can include findings from a threat or risk assessment, police report(s), and/or insurance claims specific to the location being applied for including dates of specific threats.



# INVESTMENT JUSTIFICATION

## PART III: Risk

Threat	Vulnerability	Potential Consequences
<i>There is a dark alley outside the rear entrance of the building. Several staff have been threatened or attacked leaving the building.</i>	<i>The facility lacks adequate lighting to illuminate the alleyway and security cameras to monitor for potential threats.</i>	<i>Without increased lighting and new security cameras, staff, volunteers, and visitors could be harmed by potential attackers.</i>
<p><b>It is important to use direct and concise language and draw a clear throughline between the described threats, vulnerabilities, and potential consequences.</b></p> <ul style="list-style-type: none"><li>• The threats and vulnerabilities should be supported by a valid vulnerability assessment, and also support the projects that are proposed in Part IV – Facility Hardening</li><li>• When describing threats, you should cite examples of incidents that have impacted staff, volunteers, and visitors as well as to your building</li><li>• Provide additional examples of incidents that have impacted similar organizations in the community</li></ul>		





# INVESTMENT JUSTIFICATION

## PART IV: Facility Hardening, Section A

- ***There is a character limitation of 1,800 characters max – not including spaces, per free text field in this section.***
- Describe each proposed activity or investment and the identified threat or vulnerability that it addresses and detail the cost associated with the activity or investment.
- For each activity/investment, include the quantity, estimated hourly rate or estimated price per unit, and proposed usage.
  - *Allowable costs include facility hardening activities, such as planning and exercise related costs, contracted security personnel, and security-related training courses and programs limited to the protection of critical infrastructure key resources. Funding can also be used for the acquisition and installation of security equipment on real property (including buildings and surrounding property) owned or leased by the nonprofit organization, specifically in prevention of and/or in protection against the risk of terrorist or other extremist attack.*



# INVESTMENT JUSTIFICATION

## PART IV: Facility Hardening, Section B

- List all facility hardening equipment projects, or activities as allowable per the Authorized Equipment List (AEL).
- Select the AEL number and title, list the vulnerability the equipment/project/activity addresses, and enter the estimated funding requested (round up to the nearest dollar).

Section IV-B: In this section, list all proposed facility hardening equipment, projects, or activities as allowable per the Authorized Equipment List (AEL), NSGP-NSS Notice of Funding Opportunity (NOFO), and Preparedness Grants Manual (PGM).		
AEL NUMBER & TITLE – EQUIPMENT, PROJECT, OR ACTIVITY	VULNERABILITY TO BE ADDRESSED	ESTIMATED FUNDING REQUESTED (Round to nearest dollar)
14SW-01-LITE: Lighting, Area, Fixed	Inadequate exterior lighting	\$10,000
14SW-01-VIDA: Systems, Video Assessment, Security	Lack of visual monitoring capability	\$50,000
14SW-01-WALL: Barriers: Fences; Jersey Walls	Lack of bollards near rear entrance	\$15,000





# INVESTMENT JUSTIFICATION

## PART V: Milestones

Provide description and associated key activities that lead to the milestone event.

- Start dates should reflect the start of the associated key activities and end dates should reflect when the milestone event will occur.

PART V. MILESTONE (5 POSSIBLE POINTS OUT OF 40)		
Provide descriptions and associated key activities that lead to the milestone event over the NSGP-NSS period of performance.		
Start dates should reflect the start of the associated key activities and end dates should reflect when the milestone event will occur. Milestones should reflect considerations to Environmental Planning and Historic Preservation reviews when applicable. (10 milestones maximum)		
KEY ACTIVITIES & CORRESPONDING MILESTONES	START DATE	COMPLETION DATE
Environmental Planning and Historical Preservation review.	09/01/2025	01/31/2026
Obtain bids from contractors	11/01/2025	03/31/2026
Complete required permitting	03/01/2026	04/30/2026
Schedule and complete security camera installation	06/15/2026	09/01/2026
Schedule and complete exterior lighting installation	08/01/2026	09/30/2026



# INVESTMENT JUSTIFICATION

## PART V: Milestones

Use the entire period of the grant. All approved applications will receive a standard 2-year award period starting 9/1/2025 and ending 8/31/2027.

**Important considerations you should factor in:**

- How long it could take to complete bidding process and secure contractors.
- How long it could take to the complete work. (Will it be completed concurrently, or separate phases?)
- The organization's time involved with managing the projects. (permitting, completing and submitting financial reimbursement requests, preparing required NSGP progress reports, equipment management, etc.)
- Will you be using the grant funding to conduct planning, training, and exercise activities?
- You must include an Environmental, Historical & Preservation (EHP) review to be completed by 1/31/2026 if you are installing equipment.



# INVESTMENT JUSTIFICATION

## PART VI: Project Management

1. Who will manage the project?  
Name, phone, email, and experience
2. Describe the project management approach
  - Include any anticipated challenges
  - Include coordination with State and local homeland security partners

PART VI. PROJECT MANAGEMENT (2 POSSIBLE POINTS OUT OF 40)
<p>Who will manage the project? <i>Include the name, phone number, email address, and experience of the project manager(s).</i></p> <div></div>
<p>Please assess your project management plan/approach. Assessment could include challenges to the effective implementation of this project and the coordination of the project with state and local homeland security partners.</p> <div></div>



# INVESTMENT JUSTIFICATION

## PART VII: Impact

Describe how the Investment (project) will be successful using measurable outputs and outcomes.

- What specific National Preparedness Goal is the investment trying to achieve?
- What are the core capabilities will your projects support?
- How will the equipment, training, and/or exercise make your facility a safer place?



# NATIONAL PREPAREDNESS GOAL

The National Preparedness Goal organizes the core capabilities into the five mission areas:

- **Prevention.** Prevent, avoid or stop an imminent, threatened or actual act of terrorism.
- **Protection.** Protect our citizens, residents, visitors and assets against the greatest threats and hazards in a manner that allows our interests, aspirations and way of life to thrive.
- **Mitigation.** Reduce the loss of life and property by lessening the impact of future disasters.
- **Response.** Respond quickly to save lives, protect property and the environment, and meet basic human needs in the aftermath of a catastrophic incident.
- **Recovery.** Recover through a focus on the timely restoration, strengthening and revitalization of infrastructure, housing and a sustainable economy, as well as the health, social, cultural, historic and environmental fabric of communities affected by a catastrophic incident.



# CORE CAPABILITIES

Core Capability	Mission Area(s)	Description
Interdiction & Disruption	Prevention, Protection	Delay, divert, intercept, halt, apprehend, or secure threats and/or hazards.
Screening, Search, & Detection	Prevention, Protection	Identify, discover, or locate threats and/or hazards through active and passive surveillance and search procedures. This may include the use of systematic examinations and assessments, biosurveillance, sensor technologies, or physical investigation and intelligence.
Access Control & Identity Verification	Protection	Apply and support necessary physical, technological, and cyber measures to control admittance to critical locations and systems.
Physical Protective Measures	Protection	Implement and maintain risk-informed countermeasures, and policies protecting people, borders, structures, materials, products, and systems associated with key operational activities and critical infrastructure sectors.
Community Resilience	Mitigation	Enable the recognition, understanding, communication of, and planning for risk and empower individuals and communities to make informed risk management decisions necessary to adapt to, withstand, and quickly recover from future incidents.



# INVESTMENT JUSTIFICATION

## BONUS: Funding History

FEMA will award additional points to an application's final and average score

- New NSGP applicants receive 15 bonus points.
- If the nonprofit organization is located within an underserved community, a possible 10 points will be added to the total score.
- Multipliers are added based on the organization type or specific heightened threat.

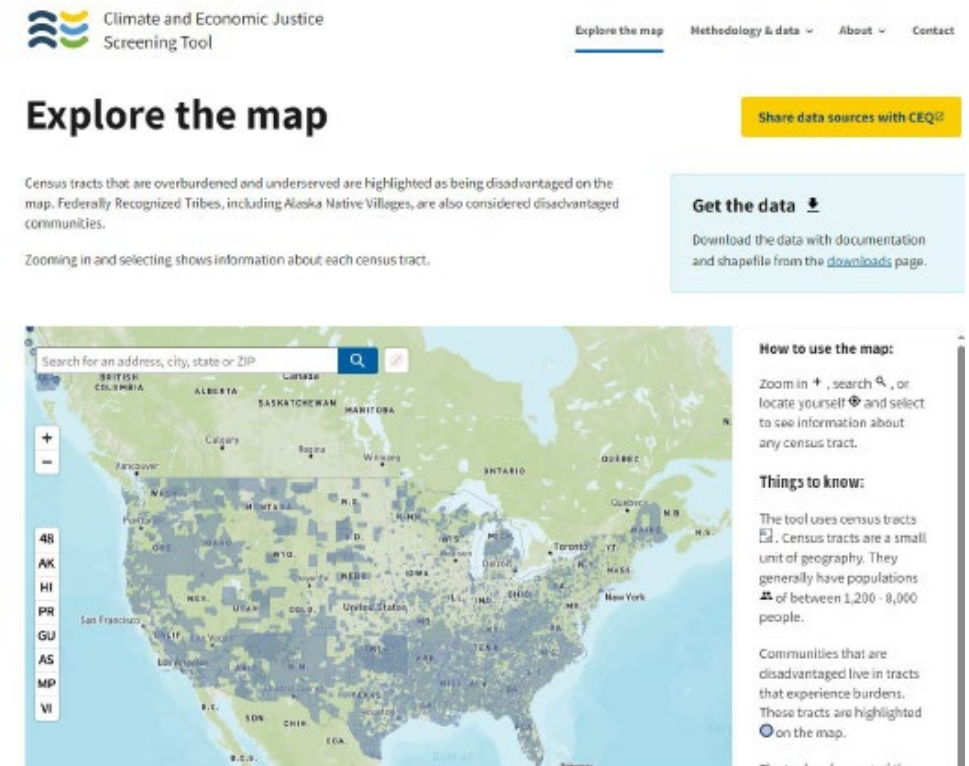
***Subject to change. Please refer to the Key Updates section of our NSGP Applicant website after the release of the FY25 NOFO.***





# DISADVANTAGED COMMUNITIES

- FEMA will apply the [Council on Environmental Quality's Climate and Economic Justice Screening Tool \(CEJST\)](#) to each subapplicant using the address of their physical location.
- CEJST will be used in place of the CDC Social Vulnerability Index (SVI)
- FEMA will add 10 points to applications from organizations in communities identified as “disadvantaged” by CEJST.







# FINAL SCORE – MULTIPLIERS

To calculate an application's final score, the sum of the applicant's SAA score and the average of the federal reviewers' score will be multiplied:

Organization Type	By a Multiplier of
Nonprofits facing heightened threat resulting from the Israel-Hamas war	4
Ideology-based/spiritual/religious entities	3
Secular educational and medical institutions	2
All other nonprofit organizations	1



# ISRAEL-HAMAS WAR MULTIPLIER

Any nonprofit organization that can demonstrate it faces heightened threat resulting from the Israel-Hamas war is eligible for this multiplier, regardless of the organization's purpose, mission, viewpoint, membership, or affiliations.

*For subapplicants who claim this multiplier, they **must draw a clear connection** between the heightened threat they face due to the ongoing conflict in the Middle East, **though descriptive examples of real-word situations** to include, but not limited to, supporting documents such as insurance claims, threat reporting, police reports, and online threats.*



# ISRAEL-HAMAS WAR MULTIPLIER

## Examples\*

- |   |   |
|---|---|
| ✓ A Nonprofit organization that can demonstrate a clear threat of violence based on its actual or perceived views, positions, or advocacy related to aspects of the Israel-Hamas war. | ✓ A private, secular university that faces threats from violent extremists that are associated with increased protest activity relating to the Israel-Hamas war, resulting in the need for additional public safety assets. |
| ✓ A Jewish day school that was vandalized by violent extremists seeking to commit attacks based on the Israel-Hamas war.  | ✓ An Arab organization that has been targeted, due to its ethnic affiliation, by violent extremists through online hate referencing the Israel-Hamas war.   |

**\*These cases are merely illustrative, not exhaustive, of the types of nonprofits and conditions under which this multiplier would apply.**

*For subapplicants who claim this multiplier, they **must draw a clear connection** between the heightened threat they face due to the ongoing conflict in the Middle East, **though descriptive examples of real-word situations** to include, but not limited to, supporting documents such as insurance claims, threat reporting, police reports, and online threats.*



# ISRAEL-HAMAS WAR MULTIPLIER

## Examples (continued)\*

✓ An LGBTQI+ organization that faced violent protests during Pride events related to aspects of the Israel-Hamas war.	✓ A mosque that has received threats of violence based on the worldwide unrest because of the ongoing Israel-Hamas war.
✓ A Sikh organization where a violent extremist attempted to access a holiday celebration due to the organization's perceived position on the Israel-Hamas war.	

**\*These cases are merely illustrative, not exhaustive, of the types of nonprofits and conditions under which this multiplier would apply.**

*For subapplicants who claim this multiplier, they **must draw a clear connection** between the heightened threat they face due to the ongoing conflict in the Middle East, **though descriptive examples of real-word situations** to include, but not limited to, supporting documents such as insurance claims, threat reporting, police reports, and online threats.*



# QUESTIONS

Email all inquiries to our  
Preparedness Grants main inbox.  
[Preparedness.Grants@mil.wa.gov](mailto:Preparedness.Grants@mil.wa.gov)

Frequently asked questions can be found on our NSGP Applicant webpage.  
[Grants NSGP Application Details | Washington State Military Department,  
Citizens Serving Citizens with Pride & Tradition](#)